


Winston[®]
CATALOG

A sepia-toned photograph of a two-story house with a balcony, palm trees, and a patio with outdoor furniture. The house has a tiled roof and a balcony with a railing. There are several palm trees in the foreground and background. In the foreground, there is a patio with a table and chairs. The text "Since 1975" is overlaid on the image.

Since 1975

Collections

- 2 Catania Cushion
- 4 Catania Padded Sling
- 6 Catania Sling
- 8 Belvedere Cushion
- 12 Belvedere Sling
- 14 Belvedere Woven
- 16 Veneto Cushion
- 18 Veneto Sling
- 20 Palazzo Cushion
- 22 Palazzo Sling
- 24 Savoy Cushion
- 26 Savoy Sling
- 27 Key West Sling
- 28 Mayfair Sling
- 29 Evolution Sling
- 30 Seagrove II Sling
- 32 Southern Cay Modular
- 34 Southern Cay Cushion
- 35 Southern Cay Sling
- 36 Southern Cay Woven
- 38 Banyan Bay
- 42 Marseille (Manor Collection)
- 44 Manor Deep Seating
- 46 Volterra
- 48 Coronado

Tables, Accessories & Frame Finishes

- 50 Extruded Aluminum Slat
- 50 Traditional Cast Aluminum
- 51 Tuscany Cast Aluminum
- 51 Geo Stamped Aluminum
- 52 Table Bases
- 54 Obscure Glass Tables and Accessories
- 54 Stamped Aluminum Tables
- 55 Fire Pits
- 56 Frame Finishes
- 56 Umbrella Bases



- 1) Traditional design 2) Large diameter, round aluminum extrusion 3) High back cushion buckets add exceptional comfort
- 4) Mesh sling seat for cushion adds comfort and accelerate cushion drying 5) Arm bolsters for comfort
- 6) Cast aluminum finials 7) Available in all all finishes



J28002
Lounge Chair
35"W 33"D 34"H



J28020
High Back Swivel Tilt
Lounge Chair
36"W 34.5"D 38"H
NOT FOR CONTRACT USE



J28022
Love Seat
61"W 33"D 34"H



J28009
Chaise Lounge
31.5"W 80"D 46"H



J28003
Sofa
88"W 33"D 34"H



J28008
Ottoman
28"W 23"D 17"H



- 1) Traditional design 2) Large diameter, round aluminum extrusion 3) Contoured padded sling bucket for comfort
4) Contoured cast aluminum arm and finials 5) Available in all all finishes



J5801PS
High Back Dining Chair
29"W 28.5"D 38.5"H



J5849PS
High Back Swivel Tilt Chair
29"W 28.5"D 38.5"H
NOT FOR CONTRACT USE



J5879PS
High Back Swivel Tilt Chat Chair
31"W 28.5"D 36.5"H
NOT FOR CONTRACT USE



J5829PS
Armless Stack Chaise
31.5"W 80.5"D 47"H



J5809PS
Arm Stack Chaise
31.5"W 80.5"D 47"H



J5808PS
Ottoman
26"W 23"D 16.5"H



- 1) Traditional design 2) Large diameter, round aluminum extrusion 3) Contoured sling bucket for comfort
4) Contoured cast aluminum arm and finials 5) Available in all all finishes



J5801S
High Back Dining Chair
29"W 28.5"D 38.5"H



J5849S
High Back Swivel Tilt Chair
29"W 28.5"D 38.5"H
NOT FOR CONTRACT USE



J5879S
High Back Swivel Tilt Chat Chair
31"W 28.5"D 36.5"H
NOT FOR CONTRACT USE



J5829S
Armless Stack Chaise
31.5"W 80.5"D 47"H



J5809S
Arm Stack Chaise
31.5"W 80.5"D 47"H



J5808S
Ottoman
26"W 23"D 16.5"H



- 1) Transitional Design 2) Extra wide, Multi-dimensional aluminum extrusion 3) High back cushion buckets add exceptional comfort
- 4) Mesh sling seat for cushion add comfort and accelerate cushion drying 5) Cushions design with a "kidney cushion" for lower back comfort
- 6) Welts can be order in coordinating fabric 7) Available in all finishes



M29001
Dining Chair
27.5"W 32.5"D 42"H



M29049
Swivel Tilt Dining Chair
27.5"W 32.5"D 42"H
NOT FOR CONTRACT USE



M29020
Ultra Swivel Tilt Lounge Chair
30"W 33"D 41.5"H
NOT FOR CONTRACT USE



M29009
Chaise Lounge with Skate Wheels
30.5"W 84.5"D 50.5"H



M29069
Double Chaise Lounge
with Skate Wheels
56.5"W 84.5"D 50.5"H



M29008
Ottoman
30"W 21.5"D 16.5"H



- 1) Transitional Design
- 2) Extra wide, multi-dimensional aluminum extrusion
- 3) High back cushion buckets add exceptional comfort
- 4) Mesh sling seat for cushion add comfort and accelerate cushion drying
- 5) Cushions design with a "kidney cushion" for lower back comfort
- 6) Welts can be order in coordinating fabric
- 7) Available in all finishes



M29002
Lounge Chair
29.5"W 33"D 39.5"H



M29022
Love Seat
54.5"W 33"D 39.5"H



M29003
Stationary Sofa
79"W 33"D 39.5"H



M29021
Love Seat Glider
54.5"W 33"D 39.5"H
NOT FOR CONTRACT USE



M29031
Sofa Glider
79"W 33"D 39.5"H
NOT FOR CONTRACT USE



- 1) Transitional design
- 2) Extra wide, multi-dimensional aluminum extrusion
- 3) Available in high back and ultimate high back sling buckets
- 4) Seat buckets are ergonomically shaped for comfort
- 5) Available in all finishes



M59001
High Back Dining Chair
29"W 26.5"D 38.5"H



M59041
Ultimate High Back Dining Chair
26.5"W 30"D 44"H



M59049
High Back Swivel Tilt Chair
26.5"W 28.5"D 39.5"H
NOT FOR CONTRACT USE



M59059
Ultimate High Back Swivel Tilt Chair
26.5"W 30.5"D 44"H
NOT FOR CONTRACT USE



M59079
Swivel Tilt Chat Chair
28.5"W 30.5"D 42"H
NOT FOR CONTRACT USE



M59013
Swivel Bar Stool
26.5"W 27"D 49.5"H
NOT FOR CONTRACT USE



M59013B
Swivel Balcony Height Stool
26.5"W 27"D 44"H
NOT FOR CONTRACT USE



M59008
Ottoman
26"W 21.5"D 16"H



M59009
Arm Stack Chaise with
Skate Wheels
30.5"W 79"D 43"H



M59029
Armless Stack Chaise
with Skate Wheels
28.5"W 79"D 43"H



- 1) Transitional design 2) Extra wide, multi-dimensional aluminum extrusion 3) Available in high back and ultimate high back woven buckets
- 4) Seat buckets are ergonomically shaped for comfort 5) Weave covers both front and back sides of the seat bucket
- 6) Available in all finishes



M79001
High Back Dining Chair
27"W 26"D 40.5"H



M79041
Ultimate High Back
Dining Chair
27"W 26"D 43.5"H



M79049
High Back Swivel Tilt Chair
27"W 27"D 41"H
NOT FOR CONTRACT USE



M79013B
Swivel Balcony Height Stool
26.5"W 26"D 46"H
NOT FOR CONTRACT USE



M79059
Ultimate High Back
Swivel Tilt Chair
27"W 27"D 43.5"H
NOT FOR CONTRACT USE



M79079
Swivel Tilt Chat Chair
28.5"W 29.5"D 42"H
NOT FOR CONTRACT USE



M79013
Swivel Bar Stool
26.5"W 26"D 51"H
NOT FOR CONTRACT USE



M79008
Ottoman
26"W 22"D 17"H



M79009
Arm Stack Chaise
with Skate Wheels
30.5"W 81.5"D 47.5"H



M79029
Armless Stack Chaise
with Skate Wheels
28.5"W 81.5"D 47.5"H



Oyster Weave

Having the look and feel of real rattan, this proprietary weave creation was the result of dedicated time and effort. The material itself is a mix of polyethylene and UV inhibitors with no acrylic additives. Both the texture and coloration are achieved from the hands of an extrusion artist who intuitively adds the correct amount of pigment to the weave during precise temperature intervals in the production process. The weave coloration is infused throughout the core of the weave. The result is a beautiful, natural weathered weave material. All pieces of Banyan Bay are hand woven, strand by strand, by highly skilled artists. One chair can take more than a day to weave.



- 1) Traditional design
- 2) All extruded frame
- 3) Multi-dimensional extrusion
- 4) Cushions can be ordered with a coordinating button and welt fabric
- 5) Nylon foot glides protect furniture and floor surface
- 6) Vinyl Strap cushion seat substructure
- 7) Available in all all finishes



M25001
High Back Dining Chair
25.5"W 30.5"D 41"H



M25049
High Back Swivel Tilt Dining Chair
25.5"W 30.5"D 41"H
NOT FOR CONTRACT USE



M25002
Lounge Chair
28"W 35"D 40"H



M25020
Ultra Swivel Tilt Lounge Chair
28"W 35"D 42.5"H
NOT FOR CONTRACT USE



M25022
Love Seat
52"W 35"D 40"H
Also Available:
M25021
Love Seat Glider
NOT FOR CONTRACT USE



M25052
Crescent Love Seat
59.5"W 35"D 41.5"H



M25009
Chaise Lounge
32"W 75"D 46"H



M25058
Boat Shape Ottoman
30.5"W 42.5"D 19"H



M25008
Ottoman
27.5"W 25.5"D 19.5"H



M25053
Crescent Sofa
88"W 39.5"D 41.5"H



M25003
Sofa
76.75"W 35"D 40"H
Also Available:
M25031
Sofa Glider
NOT FOR CONTRACT USE



- 1) Traditional design
- 2) All extruded frame
- 3) Multi-dimensional extrusion
- 4) Nylon foot glides protect furniture and floor surface
- 5) Sling rail nylon end caps are color matched to frame color
- 6) Slim-line sling rail extrusion with ergonomic design
- 7) Available in all all finishes



M55001
High Back Dining Chair
24.5"W 29.75"D 38"H



M55041
Ultimate High Back
Dining Chair
24.5"W 29.75"D 43.5"H



M55049
High Back Swivel Tilt Chair
24.5"W 29.75"D 38"H
NOT FOR CONTRACT USE



M55079
Swivel Tilt Chat Chair
26.5"W 30.25"D 40.5"H
NOT FOR CONTRACT USE



M55059
Ultimate High Back Swivel Tilt Chair
24.5"W 29.75"D 42.75"H
NOT FOR CONTRACT USE



M55013B
Swivel Balcony Height Stool
24.25"W 29.75"D 43"H
NOT FOR CONTRACT USE



M55013
Swivel Bar Stool
24.5"W 29.75"D 47.75"H
NOT FOR CONTRACT USE



M55009
Chaise Lounge
29"W 82"D 42.5"H



M55008
Ottoman
24.25"W 21.75"D 16.25"H



M23001
High Back Dining Chair
26.5"W 34"D 43"H



M23049
High Back Swivel Tilt Chair
26.5"W 34"D 43"H
NOT FOR CONTRACT USE



M23013
Swivel Barstool
26"W 32.5"D 53"H
NOT FOR CONTRACT USE



M23013B
Swivel Balcony Height Stool
26"W 32.5"D 48.5"H
NOT FOR CONTRACT USE



M23019
Spring Base Lounge Rocker
28.5"W 34.5"D 36"H
NOT FOR CONTRACT USE



M23008
Ottoman
28"W 25"D 18.5"H

- 1) Traditional design 2) Created from heavy-walled rectangular aluminum extrusion 3) Solid aluminum side frame design element
- 4) Cushion tailoring includes button and welt 5) Button and welt can be made with coordinating fabric
- 6) Vinyl Strap cushion seat substructure 7) Available in all finishes



M23020
Ultra Swivel Tilt Lounge Chair
28"W 34.75"D 42.5"H
NOT FOR CONTRACT USE



M23011
Lounge Chair Glider
28"W 35"D 36"H
NOT FOR CONTRACT USE



M23018
Lounge Swivel Rocker
28.5"W 34.5"D 36"H
NOT FOR CONTRACT USE



M23031
Sofa Glider
77"W 35"D 36"H
NOT FOR CONTRACT USE



M23021
Love Seat Glider
52.5"W 35"D 36"H
NOT FOR CONTRACT USE



M23003
Stationary Sofa
77"W 35"D 36"H



M23009R
Chaise Lounge
27"W 72"D 36"H



- 1) Traditional design 2) Created from heavy-walled rectangular aluminum extrusion
3) Solid Cast Aluminum side frame and arm detail design element 4) Ergonomically formed sling bucket - available in two heights
5) Sling rail nylon end caps are color matched to frame color 6) Available in all finishes



M4301R
High Back Dining Chair
24.5"W 30.5"D 38"H



M4341
Ultimate High Back
Dining Chair
24.5"W 30.5"D 44"H



M4693
Swivel Bar Stool
22.25"W 27"D 44.75"H
NOT FOR CONTRACT USE



M4693B
Swivel Balcony Height Stool
22.25"W 27"D 39.75"H
NOT FOR CONTRACT USE



M4313
Swivel Bar Stool
24.5"W 30.5"D 46.5"H
NOT FOR CONTRACT USE



M4313B
Swivel Balcony Height Stool
24.5"W 30.5"D 42"H
NOT FOR CONTRACT USE



M4359
Ultimate High Back Swivel Tilt Chair
24.5"W 29.5"D 43.5"H
NOT FOR CONTRACT USE



M4349R
High Back Swivel Tilt Chair
24.5"W 29.5"D 37.5"H
NOT FOR CONTRACT USE



M4617
Adjustable Chair
24.5"W 42.5"D 36.5"H
NOT FOR CONTRACT USE



M4321
Love Seat Glider
45"W 30"D 38"H
NOT FOR CONTRACT USE



M4309
Chaise Lounge
26"W 71"D 35.5"H



M4608
Ottoman
24.5"W 21"D 18"H

Savoy Cushion



M24002
Lounge Chair
29"W 36"D 40"H



M24058
Boat Shape Ottoman
30.5"W 42.5"D 19.5"H



M24001
Dining Chair
27"W 31"D 41"H



M24049
Swivel Tilt Dining Chair
27"W 31"D 41"H
NOT FOR CONTRACT USE



M24020
Ultra Swivel Tilt Lounge Chair
29"W 36"D 42.5"H
NOT FOR CONTRACT USE



M24008
Ottoman
30"W 25.5"D 19"H

- 1) Transitional design 2) All extruded frame 3) Multi-dimensional extrusion
4) Cushions can be ordered with a coordinating button and welt fabric 5) Nylon foot glides protect furniture and floor surface
6) Vinyl Strap cushion seat substructure 7) Available in all finishes



M24003
Sofa
77.5"W 36"D 40"H
Also Available:
M24031
Sofa Glider
NOT FOR CONTRACT USE



M24022
Love Seat
54"W 36"D 40"H
Also Available:
M24021
Love Seat Glider
NOT FOR CONTRACT USE



M24053
Crescent Sofa
90"W 39.5"D 41.5"H



M24052
Crescent Love Seat
61"W 35"D 41.5"H



M24009
Chaise Lounge
33"W 75.25"D 46.5"H

Savoy Sling



M54001
High Back Dining Chair
25.75"W 30.75"D 38"H



M54041
Ultimate High Back Dining Chair
25.75"W 30.75"D 42.75"H



M54049
High Back Swivel Tilt Chair
25.75"W 30.5"D 38"H
NOT FOR CONTRACT USE



M54059
Ultimate High Back Swivel Tilt Chair
25.75"W 30.5"D 42.75"H
NOT FOR CONTRACT USE



M54013
Bar Stool
25.75"W 30.5"D 47.25"H
NOT FOR CONTRACT USE



M54013B
Balcony Height Stool
25.75"W 30.5"D 42.25"H
NOT FOR CONTRACT USE



M54079
Swivel Tilt Chat Chair
28"W 31"D 40.5"H
NOT FOR CONTRACT USE



M54009
Chaise Lounge
27.5"W 70.5"D 43.25"H



M54008
Ottoman
25.75"W 24.25"D 16.25"H

- 1) Transitional design
- 2) All extruded frame
- 3) Multi-dimensional extrusion
- 4) "Center Seat" bracing on dining chair eliminates lower leg bracing
- 5) Nylon foot glides protect furniture and floor surface
- 6) Sling rail extrusion with ergonomic design
- 7) Sling rail nylon end caps are color matched to frame color
- 8) Available in all finishes

Key West Sling



M8001R
High Back Dining Chair
25.5"W 30"D 38"H



M8041
Ultimate High Back Dining Chair
25.5"W 29"D 44"H



M8059
Ultimate High Back
Swivel Tilt Chair
25.5"W 30"D 43.5"H
NOT FOR CONTRACT USE



M8049R
High Back Swivel Tilt Chair
25.5"W 30.5"D 37.5"H
NOT FOR CONTRACT USE



M8011R
High Back Chair Glider
25.5"W 30.5"D 38"H
NOT FOR CONTRACT USE



M8017
Adjustable Chair
25.5"W 40.5"D 38"H
NOT FOR CONTRACT USE



M8013R
Swivel Bar Stool
25.5"W 31.5"D 48.25"H 34.25"AH
28.5"SH
NOT FOR CONTRACT USE



M8008
Ottoman
23"W 22"D 17"H



M8009
Chaise Lounge
27"W 71.5"D 34.5"H



M7229R
Stackable Chaise Lounge
27.25"W 82.5"D 34"H



M8021
Love Seat Glider
46"W 31.5"D 37.5"H
NOT FOR CONTRACT USE

- 1) Transitional design
- 2) Created from heavy-walled octagonal aluminum extrusion
- 3) Nylon foot glides protect furniture and floor surface
- 4) Sling rail extrusion with ergonomic design
- 5) Sling rail nylon end caps are color matched to frame color
- 6) Available in all finishes



M65001
High Back Dining Chair
24.75"W 31.5"D 37.5"H



M65041
Ultimate High Back Dining Chair
24.75"W 31.5"D 43.5"H



M65049
High Back Swivel Tilt Chair
24.75"W 31.5"D 37"H
NOT FOR CONTRACT USE



M65009
Chaise Lounge
28.5"W 71"D 36"H



M65059
Ultimate High Back Swivel Tilt Chair
24.75"W 31.5"D 43.5"H
NOT FOR CONTRACT USE

- 1) Transitional design
- 2) Created from heavy-walled multi-dimensional aluminum extrusion
- 3) Color match nylon glides for surface protection
- 4) One piece ergonomically shaped sling design
- 5) Sling rail nylon end caps are color matched to frame color
- 6) Dining chairs available in two back heights
- 7) Available in all finishes

Evolution Sling



M53001
High Back Dining Chair
25.5"W 31"D 37.5"H



M53041
Ultimate High Back Dining Chair
25.5"W 31"D 43.5"H



M53049
High Back Swivel Tilt Chair
25.5"W 30"D 37.5"H
NOT FOR CONTRACT USE



M53059
Ultimate High Back Swivel Tilt Chair
25.5"W 30"D 43.5"H
NOT FOR CONTRACT USE



M53021
Love Seat Glider
46"W 31.5"D 37.5"H
NOT FOR CONTRACT USE



M53009
Chaise Lounge
30.5"W 71.5"D 35.5"H

- 1) Transitional design
- 2) Created from heavy-walled octagonal aluminum extrusion
- 3) Ergonomically formed sling bucket- available in two heights
- 4) Nylon foot glides protect furniture and floor surface
- 5) Sling rail nylon end caps are color matched to frame color
- 6) Available in all finishes



- 1) Transitional design
- 2) Created from heavy-walled multi-dimensional aluminum extrusion
- 3) Nylon foot glides protect furniture and floor surface
- 4) Ergonomically formed sling bucket - available in two heights
- 5) Sling rail nylon end caps are color matched to frame color
- 6) Available in all finishes



M62001
High Back Dining Chair
(Stackable)
26"W 30"D 38"H
NOT FOR CONTRACT USE



M62041
Ultimate High Back Dining Chair
(Stackable)
26"W 30"D 43"H
NOT FOR CONTRACT USE



M62049
High Back Swivel Tilt Chair
25"W 29.5"D 38.5"H
NOT FOR CONTRACT USE



M62059
Ultimate High Back
Swivel Tilt Chair
25"W 29.5"D 43.5"H
NOT FOR CONTRACT USE



M62021
Love Seat Glider
45.5"W 30"D 34"H
NOT FOR CONTRACT USE



M62017
Adjustable Chair
25"W 40.5"D 39"H
NOT FOR CONTRACT USE



M7229R
Chaise Lounge
27.5"W 82.5"D 41"H



M62008
Ottoman
25"W 21"D 17.5"H
NOT FOR CONTRACT USE



Combine four M35038 Circular Ottomans to create a round bed



Combine two M35033 Circular Corner Units and two M35038 Circular Ottomans to create a circular chaise bed



- 1) Contemporary design
- 2) Created from heavy-walled elliptical aluminum extrusion
- 3) Ergonomic shaped back cushion for added comfort
- 4) Aluminum strap cushion seat substructure
- 5) Nylon foot glides protect furniture and floor surface
- 6) All modular pieces are held together with specially designed "U" clip
- 7) Available in all finishes



M35002
Single Unit
35"W 35"D 28"H 16"SH



M35004
Lounge Chair
35"W 33"D 28"H 16"SH



M35033
Circular Corner Unit
35"W 35"D 28"H 16"SH



M35032
Square Corner Unit
35"W 35"D 28"H 16"SH



M35022
Double Unit
35"W 70"D 28"H 16"SH



M35008
Square Ottoman
35"W 35"D 16"H 16"SH



M35038
Circular Ottoman
35"W 35"D 16"H 16"SH



M35007
Coffee Table
(Stamped Aluminum Top)
35"W 35"D 14.5"H



M35006
Occasional Table
(Stamped Aluminum Top)
21"W 21"D 19"H

Southern Cay Modular can be ordered with only solid or textured fabrics. Patterned fabrics such as stripes and prints are not available on modular collections.

Design Patents D698,170; D698,169; D698,174; D698,173



M36002
Stationary Lounge
30.5"W 32.5"D 35.5"H



M36018
Lounge Swivel Rocker
30.75"W 31.25"D 36"H
NOT FOR CONTRACT USE



M36008
Ottoman
28"W 23.5"D 18"H



M36003
Sofa
78.5"W 32.5"D 35.5"H



M36022
Love Seat
54.5"W 32.5"D 35.5"H



M36001
Dining Chair
27.5"W 32.5"D 37"H



M36049
Swivel Tilt Dining Chair
27.5"W 29.5"D 37"H
NOT FOR CONTRACT USE



M36009
Chaise Lounge
29.5"W 85.5"D 51"H

- 1) Contemporary design
- 2) Created from heavy-walled elliptical aluminum extrusion
- 3) Ergonomic shaped back frame for added comfort
- 4) Vinyl Strap cushion seat substructure
- 5) Nylon foot glides protect furniture and floor surface
- 6) Available in all finishes

Southern Cay Sling



M66001
Nesting Dining Chair
24.5"W 28.25"D 34"H



M66049
Swivel Tilt Dining Chair
27.5"W 28.25"D 34.25"H
NOT FOR CONTRACT USE



M66014
Stationary Bar Stool
27.5"W 27.5"D 45.5"H




M66014B
Stationary Balcony Height Stool
27.5"W 27.5"D 39.75"H



M66006
Stacking Sand Chair
27.25"W 30"D 26.25"H



M66008
Ottoman
25.25"W 21.5"D 17.5"H



M66009
Stacking Chaise Lounge without Arms
26.5"W 80"D 44.25"H



M66009A
Chaise Lounge
29.5"W 80"D 44.25"H

- 1) Contemporary design
- 2) Created from heavy-walled elliptical aluminum extrusion
- 3) Nylon foot glides protect furniture and floor surface
- 4) Sling rail extrusion with ergonomic design
- 5) Available in all finishes



- 1) Contemporary design
- 2) Created from heavy-walled elliptical aluminum extrusion
- 3) Nylon foot glides protect furniture and floor surface
- 4) Woven buckets available in high back and ultimate high back
- 5) Available in all finishes



M76001
High Back Dining Chair
27.5"W 26.5"D 35.5"H



M76049
High Back Swivel Tilt Chair
27.5"W 26.5"D 36"H
NOT FOR CONTRACT USE




M76014B
Stationary Balcony Height Stool
27.5"W 26.5"D 41.5"H



M76014
Stationary Bar Stool
27.5"W 26.5"D 46.5"H



M76008
Ottoman
25.5"W 22"D 17"H



M76009
Armless Stack Chaise
26.5"W 80"D 44"H



M76009A
Chaise Lounge
29.5"W 80"D 44"H



Oyster Weave

Having the look and feel of real rattan, this proprietary weave creation was the result of dedicated time and effort. The material itself is a mix of polyethylene and UV inhibitors with no acrylic additives. Both the texture and coloration are achieved from the hands of an extrusion artist who intuitively adds the correct amount of pigment to the weave during precise temperature intervals in the production process. The weave coloration is infused throughout the core of the weave. The result is a beautiful, natural weathered weave material. All pieces of Banyan Bay are hand woven, strand by strand, by highly skilled artists. One chair can take more than a day to weave.



- 1) Contemporary design
- 2) Modular aspect allows configurations for any setting
- 3) Furniture components held together with two nylon clips
- 4) Nylon clips keep furniture from moving front/back and side/side
- 5) Frame created from extruded aluminum
- 6) Cushions lock into frame without the need of ties
- 7) Available in all finishes
- 8) Table tops are stamped aluminum

Banyan Bay can be ordered with only solid or textured fabrics. Patterned fabrics such as stripes and prints are not available on modular collections.



M74002
Armless Lounge
32.5"W 32.5"D 32.5"H



M74004
Arm Lounge Chair
36.5"W 32.5"D 32.5"H



M74032
Square Corner Section
32.5"W 32.5"D 32.5"H



M74033
Circular Corner Section
32.5"W 32.5"D 32.5"H



M74035
Left or Right End Unit
32.5"W 32.5"D 32.5"H



M74020
Action Swivel Tilt
Lounge Chair
35"W 36"D 39"H




M74038
Circular Ottoman
32.5"W 32.5"D 18.5"H



M74008
Square Ottoman
32.5"W 32.5"D 18.5"H



M74028
Pedestal Ottoman
28"W 26"D 17"H



Oyster Weave

Having the look and feel of real rattan, this proprietary weave creation was the result of dedicated time and effort. The material itself is a mix of polyethylene and UV inhibitors with no acrylic additives. Both the texture and coloration are achieved from the hands of an extrusion artist who intuitively adds the correct amount of pigment to the weave during precise temperature intervals in the production process. The weave coloration is infused throughout the core of the weave. The result is a beautiful, natural weathered weave material. All pieces of Banyan Bay are hand woven, strand by strand, by highly skilled artists. One chair can take more than a day to weave.



- 1) Contemporary design 2) Modular aspect allows configurations for any setting
- 3) Furniture components held together with two nylon clips 4) Nylon clips keep furniture from moving front/back and side/side
- 5) Frame created from extruded aluminum 6) Cushions lock into frame without the need of ties
- 7) Available in all finishes 8) Table tops are stamped aluminum

Banyan Bay can be ordered with only solid or textured fabrics. Patterned fabrics such as stripes and prints are not available on modular collections.



M74007
Cocktail Table with Stamped Top
32.5"W 32.5"D 18"H



M74006
24" End Table with Stamped Top
24"W 24"D 19.5"H



M74067
Rectangular Coffee Table
40.5"W 24.5"D 18"H



M74050
Console Table
64.5"W 15.5"D 26.5"H



M74022
Love Seat
64.5"W 33"D 30.5"H 18.5"SH 27"AH



M74003
Sofa
95.5"W 33"D 30.5"H 18.5"SH 27"AH



Oyster Weave

Having the look and feel of real rattan, this proprietary weave creation was the result of dedicated time and effort. The material itself is a mix of polyethylene and UV inhibitors with no acrylic additives. Both the texture and coloration are achieved from the hands of an extrusion artist who intuitively adds the correct amount of pigment to the weave during precise temperature intervals in the production process. The weave coloration is infused throughout the core of the weave. The result is a beautiful, natural weathered weave material. All pieces of Banyan Bay are hand woven, strand by strand, by highly skilled artists. One chair can take more than a day to weave.



- 1) Traditional design
- 2) Created from cast and extruded aluminum materials
- 3) Generously proportioned seat bucket design
- 4) Nylon foot glides protect furniture and floor surface
- 5) Ergonomically formed seat and back for enhanced comfort
- 6) Available in all all finishes



M43001
Dining Chair
25.5"W 25.5"D 34.5"H



M43049
Swivel Tilt Dining Chair
25.5"W 25.5"D 34.5"H
NOT FOR CONTRACT USE



M43023
Bench
45"W 25.5"D 34.5"H



M43013B
Swivel Balcony Height Stool
25.5"W 26"D 38.5"H
NOT FOR CONTRACT USE



M43013
Swivel Bar Stool
25.5"W 27.5"D 43.5"H
NOT FOR CONTRACT USE



- 1) Traditional design
- 2) Created from cast and extruded aluminum materials
- 3) Fabric mesh seating substructure for comfort and cushion venting
- 4) Ergonomically shaped back frame for added comfort
- 5) Ultra High Back design for relaxing comfort
- 6) Nylon foot glides protect furniture and floor surface
- 7) Available in all all finishes



M42020
Ultra Swivel Tilt Lounge Chair
30"W 36.5"D 42.5"H
NOT FOR CONTRACT USE



M42002
Ultra Lounge
30"W 36.5"D 42.5"H



M42008
Ottoman
30"W 27"D 17.25"H



M42003
Ultra Sofa
82"W 36.5"D 42.5"H



M42022
Ultra Love Seat
56"W 36.5"D 42.5"H



M42009
Chaise Lounge
30"W 83.25"D 43.5"H



- 1) Traditional design
- 2) Created from cast and extruded aluminum materials
- 3) Ergonomically formed seat and back for enhanced comfort
- 4) Generously proportioned seat bucket design
- 5) Nylon foot glides protect furniture and floor surface
- 6) Available in all all finishes



M47001
Dining Chair
25.25"W 23.25"D 34"H



M47049
Swivel Tilt Dining Chair
25.25"W 24.25"D 36.25"H
NOT FOR CONTRACT USE



M47013B
Swivel Balcony Height Stool
25.25"W 23"D 39"H
NOT FOR CONTRACT USE



M47013
Swivel Bar Stool
25.25"W 23"D 44.75"H
NOT FOR CONTRACT USE



M47023
Two Seat Bench
45.25"W 25.5"D 33.5"H



M46018
Lounge Swivel Rocker
30.75"W 34.75"D 35.25"H
NOT FOR CONTRACT USE



M46002
Lounge Chair
30.5"W 34"D 36.5"H



M46022
Love Seat
55"W 34.5"D 36.5"H



M46009
Chaise Lounge
27"W 85.5"D 52.75"H



M46003
Sofa
79.5"W 34.5"D 36.5"H



M46008
Ottoman
26"W 22.5"D 19"H



- 1) Traditional design
- 2) Created from cast and extruded aluminum materials
- 3) Ergonomically formed seat and back for enhanced comfort
- 4) Generously proportioned seat bucket design
- 5) Nylon foot glides protect furniture and floor surface
- 6) Available in all all finishes



M49001
Dining Chair
25.25"W 25.5"D 33.5"H



M49049
Swivel Tilt Dining Chair
25.25"W 25.5"D 33.5"H
NOT FOR CONTRACT USE



M49013B
Swivel Balcony Height Stool
25.25"W 25.5"D 39.5"H
NOT FOR CONTRACT USE



M49013
Swivel Bar Stool
25.25"W 25.5"D 44.5"H
NOT FOR CONTRACT USE



M49023
Two Seat Bench
45.25"W 25.5"D 33.5"H



M46022
Love Seat
55"W 34.5"D 36.5"H



M46008
Ottoman
26"W 22.5"D 19"H



M46002
Lounge Chair
30.5"W 34"D 36.5"H



M46003
Sofa
79.5"W 34.5"D 36.5"H



M46009
Chaise Lounge
27"W 85.5"D 52.75"H




M46018
Lounge Swivel Rocker
30.75"W 34.75"D 35.25"H
NOT FOR CONTRACT USE

Extruded Aluminum Slat Tops

Winston's extruded slat top design table top looks like our cast top but is more economical and lighter weight because it lacks solid aluminum castings. Available in any all finish.




MESL-024 23.5" Round Top
MESL-S24 24" Square Top




MESL-052 27" x 54" Rectangular
Cocktail/Dining Top Only
Top fits bases M9307B and
M9907B and Balcony Height
Bases M9352B and M9352BB




MESL-084 42" x 85"
Rectangular Dining Top
with Hole
MESL-073 42" x 73"
Rectangular
Dining Top with Hole



MESL-090 60" x 91" Rectangular
Dining Top with Hole




MESL-054 54" Round Top with Hole
MESL-R42 42" Round Top with Hole
MESL-S42 42" Square Top with Hole
MESL-048 48" Round Top with Hole



MESL-H64 64" Hexagonal
Dining Top with Hole

Traditional Cast Aluminum Tops


Winston's cast aluminum table tops are truly a work of art. Being made of aluminum, this table will not rust or warp over time.




MCAS-024 24" Round Cast Top
MCAS-036 36" Round Cast Top




MCAS-052 30" x 52" Oval Cast
Cocktail/Dining Top Only Top fits bases
M9307B and M9907B and Balcony
Height Bases M9352B and M9352BB



MCAS-084 48" x 84" Oval
Cast Dining Top with Hole



MCAS-054 54" Round Cast Top with Hole
MCAS-042 42" Round Cast Top with Hole




MCAS-064 64" Square
Cast Dining Top with Hole

Tuscany Cast Aluminum Tops

Tuscany cast tops take detail to a new level. This intricately detailed top is filled with varying shapes that work in unison to deliver a stunningly, well designed top. This top highlights the multi-step premium finishes exceptionally well. Available in all finishes.




MTUS-055 55" Round Cast Top
55"W, 55"D, 1.5"H



MTUS-024 24" Round Cast Top
24"W, 24"D, 1.5"H




MTUS-043 43" Round Cast Top
43"W, 43"D, 1.5"H



MTUS-088 44" x 88" Oval Cast Top
44"W, 88"D, 1.5"H

Geo Stamped Aluminum Tops

Created from solid 3/16" thick aluminum. Transitional design with nicely detailed aluminum extrusion surround.
Also Available: Solid surface stamped aluminum top. Please refer to the retail price list for model numbers.



MSTP-054 54" Round Top
Umbrella Hole
55"W, 55"D, 1.5"H



MSTP-024 24" Round Top
24"W, 24"D, 1.5"H



MSTP-042 42" Round Top
Umbrella Hole
43"W, 43"D, 1.5"H



MSTP-084 44" x 84" Oval Top
Umbrella Hole
44"W, 88"D, 1.5"H

NOTE THAT TOPS AND BASES ARE SOLD SEPARATELY. Dining table bases are "KD" (knock down - assembly required). On "KD" table bases the cast aluminum bracket attaches the legs to the inner ring. Easy to follow instructions for assembly are included with each table base.

Table Bases For Alternative Tops

(9900 Series)



M9907B 27" x 52" Rectangular
Cocktail Table Base Only
Any -052 Top



M9924B 24" Round
Occasional Table Base Only
Any -024, -S24 or -022 Top



M9942B 42" Round Dining
Table Base Only
Any -036, -042 or -043 Top



M9942BB 42" Round Balcony Height Table
Base Only
Any -036, -042 or -043 Top



M9954BL 54" Round Low Cocktail Table Base Only
Any -054, -055 or -060 Top, and MESL-H64 Top
Note: This base does not fit MCAS-064 Top.
See bases M9964B, M9964BB



M9964B 64" Square Dining Table
Base Only
MCAS-064 Top

M9954BB 54" Round Balcony Height Table
Base Only
Any -054, -055 or -060 Top, and MESL-H64
Top
Note: This base does not fit MCAS-064 Top.
See bases M9964B, M9964BB

M9942BL 42" Round Low Cocktail Table Base Only
Any -036, -042 or -043 Top

M9964BB 64" Square Balcony Height
Table Base Only
MCAS-064 Top
Note: These based do not fit the
MESL-H64 Hexagon Top. See bases
M9954B, M9954BB, M9954BL




M9954B 54" Round Dining Table
Base Only
Any -054, -055, -060 Top, and MESL-H64 Top
Note: This base does not fit MCAS-064 Top.
See bases M9964B, M9964BB



M9984B 84" Oval Dining Table Base Only
Any -084 or -088 Top
M9973B 42" x 73" Rectangular
Dining Table Base Only
Any -073 Top




M9942BH 42" Round Bar Table
Base Only
Any -036, -042 or -043 Top



M9990B 60" x 91" Rectangular Dining Table Base Only
Any -090 Top

Table Bases For Alternative Tops

(9300 Series)



M9307B 27" x 52" Rectangular
Cocktail Table Base Only
Any -052 Top



M9328B 24" Round
Lamp Table Base Only
Any -024, -S24 or -022 Top



M9342BL 42" Round Low
Cocktail Table Base for Tops
Any -036, -042 or -043 Top

M9354BL 54" Round Low
Cocktail Table Base for Tops
Any -054, -055, -060 Top, and
MESL-H64 Top
Note: This base does not fit MCAS-
064 Top. See bases M9364B, M9364BB



M9352BB 52" Rectangular
Balcony Height Dining Table Base Only
Any -052 Top



M9352B 52" Rectangular
Dining Table Base Only
Any -052 Top



M9354B 54" Round Dining Table Base
Only
Any -054, -055, -060 Top, and
MESL-H64 Top
Note: This base does not fit the
MCAS-064 Top. See bases M9364B,
M9364BB

M9342B 42" Round Dining Table Base
Any -036, -042 or -043 Top

M9348B 48" Round Dining Table Base
Any -048 Top



M9364B 64" Square Dining Table Base Only
MCAS-064 Top

M9364BB 64" Square Balcony Height Table Base
Only
MCAS -064 Top
Note: These bases do not fit the MESL-H64
Hexagon Top. See bases M9354B, M9354BB,
M9354BL



M9342BH 42" Round Bar Table
Base Only
Any -036, -042 or -043 Top



M9342BB 42" Round Balcony Height
Table Base Only
Any -036, -042 or -043 Top

M9354BB 54" Round Balcony Height
Table Base Only
Any -054, -055, -060 Top, and
MESL-H64 Top
Note: This base does not fit MCAS-064
Top. See bases M9364B, M9364BB



M9390B 60" x 91" Rectangular Dining
Table Base Only
Any -090 Top



M9384B 84" Oval
Dining Table Base Only
Any -084 or -088 Top

M9373B 42" x 73" Rectangular
Dining Table Base Only
Any -073 Top

Obscure Glass Top Tables and Carts

Obscure glass items NOT FOR CONTRACT USE



M8328G Lamp Table
W24.5" x D24.5" x H22.75"



M9207G Occasional Table
W18.75" x D18.75" x H17.5"



M8324G Occasional Table
W24.5" x D24.5" x H18"



M8307G Cocktail Table
W40.5" x D24.5" x H19"



M8154RGU 54" Round Dining Table
W54" x D54" x H38" (shown)
M8148RGU W48" x D48" x H28"
M9236RGU W36" x D36" x H28"



M8184RGU 42" x 84" Oval Dining Table
W42" x D84" x H28"
M8176RGU
W42" x D76" x H28"



M9136RGU High Dining Table
W36.5" x D36.5" x H38"



M9020 Serving Cart with
Aluminum Extruded Shelves
W28" x D53.5" x H36"



M8020G Tea Cart
50.5"W x 18.75"D x 37"H

Stamped Aluminum Tables

Winston Aluminum Stamped tops are created from 3/16" solid aluminum. The geometric pattern of circles give these tables design simplicity and sophistication. Stamped aluminum tables are available in all finishes.



M1018-ST 18" Round Side
Table with Stamped Top
18"W, 18"D, 19"H



M8324-ST 24" Round Side
Table with Stamped Top
24.5"W, 24.5"D, 18"H



M8142-ST 42" Dining/Umbrella
Table with Stamped Top
42"W, 42"D, 28"H



M1042-ST 42" Dining/Umbrella
Table with Stamped Top
42"W, 42"D, 28"H

M8148-ST 48" Dining/Umbrella
Table with Stamped Top
48"W, 48"D, 28"H

M1048-ST 48" Dining/Umbrella
Table with Stamped Top
48"W, 48"D, 28"H



M8130-ST 30" Round Dining
Table with Stamped Top (Fully
Welded)
30.875"W, 30.875"D, 28.5"H



M8136-STUQ 36" Square Dining
Table with Stamped Top (Fully
Welded)
36.625"W, 36.625"D, 28.5"H



M8136-HSTUQ 36" Square Bar
Table with Stamped Top
(Fully welded)
36.75"W, 36.75"D, 39"H



M8142-HSTU 42" Round Bar
Table with Stamped Top
42.75"W, 42.75"D, 39"H

Fire Pits



M8048-PIT 48" Round Fire Pit (wood burning)
Available in all all finishes.



Each fire pit includes a spark screen, stoker/grate lift wand and wood grate.

Two finger holes are provided for easy lifting and placing the cover in position.

When the fire pit is being used, the cover stores underneath.




M8448-PIT 48" Square Fire Pit (wood burning)
Available in all finishes only.




Frame Finishes

What makes Winston's frame finishes so durable and long-lasting has more to do with what we do to prepare the frames than the end results. A superior finish begins with the preparation of the surface area. It begins with cleaning the aluminum frames. The "Primer System" Winston utilizes is a 7-step process that takes approximately 45 minutes to complete per frame.


First, each frame receives an alkaline bath that degreases and etches the frame. Two clean water rinses follow to remove the alkaline residue as well any etched particles. Next a chrome phosphate conversion coating is applied that seals the frame and prevents the formation of corrosion. This step is followed by two additional clean water rinses in preparation for the final stage. During the final stage each frame is "deionized" which removes any mineral deposits that might be left from any of the prior stages. This step also provides a greater bonding surface of the aluminum for optimal adhesion of the powder paint. Winston's paint finishes begin as a very fine, electrostatic polyester powder that is sprayed onto the frame. The powder is "charged" so that the powder attaches to the frame much like metal to a magnet. This provides complete and even coverage of the powder. Once covered with the powder, the frames enter a large oven area whereby the frames are heated to a very high temperature which melts the powder. The oven process takes approximately 30 minutes to complete resulting in a durable, baked on finish.



BKN Night




TPW Textured Pewter




JAV Java




BIS Antique Bisque




N7 Patina



ESP Espresso




OLY Olympic Gold




BRZ Bronze



DRF Driftwood



SWH Smooth White



N4 Antigua

Umbrella Bases



M9750 Cast Aluminum Umbrella Base 50 pounds. Available **M9751** 80 pound weight. These bases come all with a 1½" neck. Available in all all finishes.



***M9650D** Dark Brown Umbrella Base (Polypropylene)



***M9650W** White Umbrella Base (Polypropylene)



***M9650B** Black Umbrella Base (Polypropylene)

*Polypropylene umbrella bases are factory weighed to approximately 50 pounds.



www.winstonfurniture.com

Winston®

Winston Furniture Company
PO Box 868 Haleyville, Alabama 35565
Phone (205) 486 - 9211 Fax (205) 486 - 9349

www.winstonfurniture.com